

Gentle Trainer Series
Operator's Manual
for
Your Wireless Leash™



Congratulations!

The Unleashed Technology™ Wireless Leash you have purchased is a BIG leap forward in technology and training methodology. If you have or have not used a remote trainer in the past, please read this manual and the *Training Guide* provided. This will help ensure you receive all the wonderful training benefits of this state of the art training device.

Regardless of the Gentle Trainer Series model you have purchased, it comes complete with the very latest dog training methodology. Adjustable vibration is a unique (patent pending) method of communicating with your dog and is capable of teaching all the customary commands. Unleashed products also include a special (patent pending) automatic on-off gentle reminder before vibration or stimulation continues.

Please do not hesitate to use our professional staff if you have any training or product questions. Our goal is for you to have a super relationship with your dog based on mutual respect. Let us help by calling toll free 1.866.795.7387 or e-mail info@unleashedtechnology.com.

Table of Contents

Introduction – for the Operator

Introduction – for the Dog

Product Diagram - Transmitter & Receiver

Transmitter Operating Characteristics

1. Unleashed Technology™ Transmitter
2. Transmitter Operating Mode

Receiver Operating Characteristics

1. Unleashed Technology Receiver
2. LED Indicator

Charging System

Transmitter and Receiver Programming and Multi-dog Functions

FCC Compliance

Warranty

Customer Service Information

Introduction – for the Operator

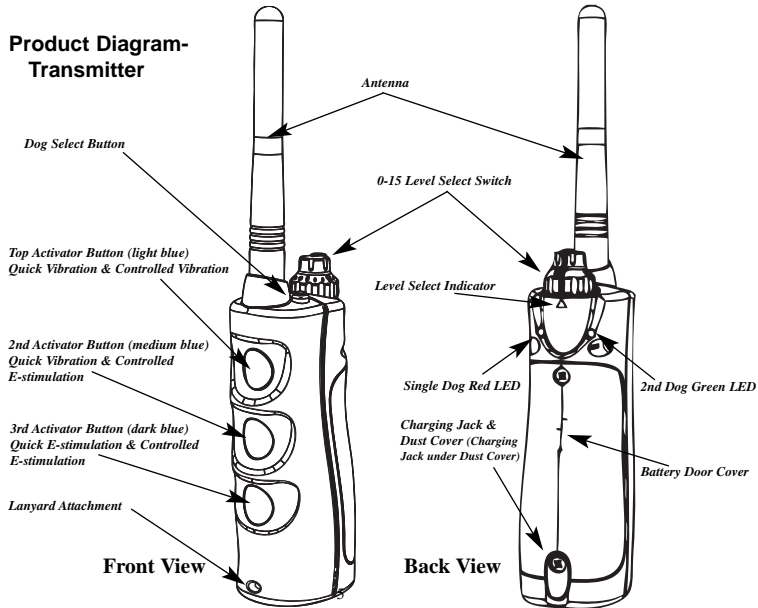
Rather than explaining all the technical details of the Unleashed Technology™ exclusive adjustable vibration and our exclusive quick on-off reminder system, there is an easier way. You can simply experience the same gentle sensations used for training your dog. Please see “Feel the Gentle Vibration & Stimulation” in the Gentle Trainer Series Training Guide. Your first hand knowledge is not only fair to your dog, but you will also learn how our unique training method makes quick training solutions happen.

Introduction – for the Dog

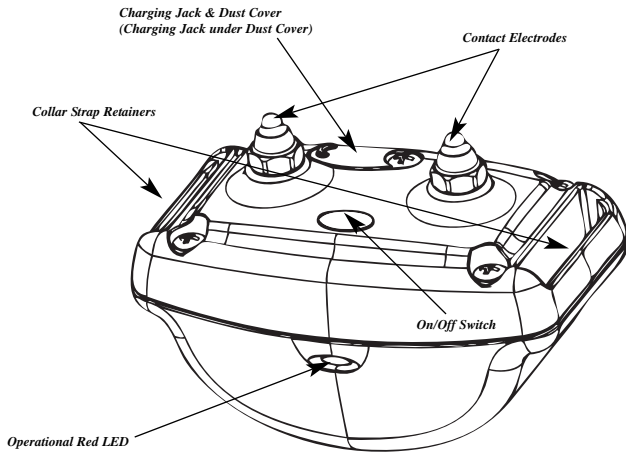
Unleashed products are “not your Father’s shock collar” - we use a totally unique patent pending method. Even if you are an experienced trainer and used other products in the past, we strongly recommend reviewing the Unleashed Training Guide provided. The Training Guide also addresses fitting the collar/receiver to the dog as well as other helpful suggestions.

(Unleashed Technology equipment was designed for use during the training of healthy dogs. Please check with your veterinarian to ensure that your dog is ready for traditional on-leash obedience training sessions or any off-leash exercises.)

Product Diagram- Transmitter



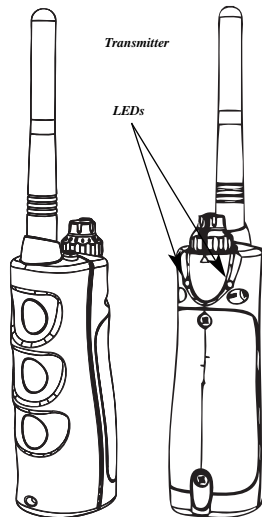
Product Diagram - Receiver



Transmitter Operating Characteristics

Each Unleashed Technology Transmitter:

- Communicates with the receiver (collar) at distances from two feet to ½ mile.
- Is waterproof and operates in both high and low temperature extremes.
- Provides user rechargeable and replaceable NiMH battery pack.
- Operates for a minimum of 48 hours on a full charge under normal use.
- Constantly monitors battery – LED double flashes for 30 seconds when recharging is needed.
- LED Indicators-two different colors are used to indicate which dog collar is currently selected. Red LED is factory set and is used for single dog training units. If you purchase an Add-a-2nd Dog the Green LED will activate the second receiver.



- Stops charging automatically after 12 hours.
- Offer 65,000 unique ID codes, therein reducing communication interference between individual remote trainers.

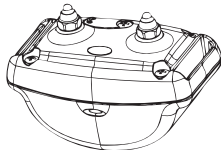
Transmitter Operating Mode:

- Provides 15 individual user adjustable/selectable levels.
- Has from 1 to 3 activator buttons depending on Gentle Series Trainer Model purchased. Buttons control different combinations of vibration stimulation, electrical stimulation, or a combination of both.
- Each activator button provides a preset “quick” on/off stimulation with a brief pause followed by controlled stimulation for up to 12 seconds by continuing to press the button.
- Provides a safety “0” level setting where no stimulation can be transmitted. At this setting, the user can press any button to confirm that the transmitter and receiver are communicating with each other.
- Provides a dog select button allowing user to select control for a second receiver. Again, please contact a Customer Service Representative for more details on our Add-a-2nd Dog capability.

Receiver Operating Characteristics

Each Unleashed Technology Receiver:

- Turned on and off by pressure switch timed to protect the dog – hold down for a minimum of one second to turn-on and a minimum of three seconds to turn-off.
- Is waterproof and operates in both high and low temperature extremes.
- Provides user rechargeable and replaceable NiMH battery pack.
- Operates for a minimum of 48 hours on a full charge under normal use.
- Constantly monitors battery – LED light double flashes when recharging is needed.
- Stops charging automatically after 12 hours.
- Will only accept the unique ID of its individual transmitter.
- Protects dog – stimulation stops after 12 seconds of continuous activation and then a safety cut off engages for 30 seconds.
- Employs two stainless steel electrodes to ensure consistency.



Receiver

LED Indicator:

- On steady when receiving commands from the transmitter, during program mode, and when charging.
- Flashes once every second when the charging cycle is complete.
- Flickers for 30 seconds when the safety override has been activated.
- Flashes once every three seconds when the battery is fully charged.
- Double flash every two seconds when the battery is low.

Charging System

- A specifically designed wall transformer with suitable connectors is used for recharging and is rated to charge only an Unleashed Technology transmitter and two receivers at the same time.
- Splitter cables are used when charging a transmitter and receiver(s).
- Both the transmitter and receiver will monitor the charging time and disable charging after 12 hours.
- No communication from either the transmitter or the receiver is allowed when the charger is present. Also, by default but as a safety precaution, no stimulation is allowed by the receiver.
- Circuit protector is provided in either the transmitter or the receiver(s) and automatically shuts off power when its battery is below a specified voltage.

Transmitter and Receiver Programming and Multi-dog Functions

Transmitter Programming

- The Transmitter has two LED's used to indicate the selected dog. The single-dog Red LED is on the left when holding the unit with the LED's facing the operator, and the two-dog Green LED is on the right. (The functionality of each LED is exactly the same.)
- The Transmitter is factory set in the single dog mode. To verify, set the Level Select Switch to the "0" position and press and release the Dog Select Button multiple times (the Red LED will blink once for each press and release.)
- To program the Transmitter to operate in the 2nd dog mode. First, set the Level Select Switch to 2. Then, press and hold down the Dog Select Button continuously for 5 seconds (the LED will blink once at the start of the 5 seconds and once when it is complete.)
- If desired to reprogram back to a single-dog mode, set the Level Select Switch to 1. Then, press and hold the Dog Select Button continuously for 5 seconds (The LED will blink once at the start of the 5 seconds and once when it is complete).

Receiver Programming

Set the Transmitter to either position 1 or 2 on the Level Select Switch.

- With the Receiver in the off position, press and hold the on/off button continuously for 5 seconds, the Receiver will then be in the programming mode (the LED stays on, even after the button is released) and waits to receive an ID for up to 12 seconds.
- During this 12 second programming mode, press the Dog Select Button on the Transmitter once. It then sends the unique ID to the receiver.
- When the LED light on the Receiver turns off, the new ID has been received. You can verify by pressing any of the Vibration Stimulation or Electrical Stimulation control switches.
- If the Receiver does not receive the new ID, it will automatically exit the programming mode and retain its previous ID.

Dog Select Functions

- To select between single dog and 2nd dog, the Level Select Switch must be in the “0” position. Then for each press and release of the Dog Select button you can toggle back and forth between the single dog (Red LED) and the 2nd dog (Green LED).
- The Transmitter will remember the last dog selected.

FCC Compliance

Unleashed Technology transmitters comply with Article 15 of the FCC rules and operate under Part 95 of FCC regulations.

An FCC license is not needed to operate Unleashed transmitters. However, any change or modification made to the transmitter, including the supplied antenna, without the expressed written approval of Unleashed Technology, could void your authority to operate.

Warranty

Register your new Unleashed product and validate our warranty. Please visit www.unleashedtechnology.com. Click on warranty registration and follow the links.

Please give us your recommendations on how we can enhance our product to serve you better or help in the training of your dog.

Unleashed Technology's warranty is simple and based on our respect for you and your personal integrity with us. These are the essentials of the agreement:

- a. We provide a 30 day money back guarantee – just return the product with your purchase receipt to the retail dealer for a full refund less any shipping costs.
- b. Unleashed Technology warrants to the original owner our products are free from defects in materials and workmanship, under normal use, for a period of one year from date of purchase. Unless there is neglect, alteration or misuse of the product, there will be no charge for service or parts during this one-year period.
- c. We will continue to service your product with no labor charges for a second year from date of original retail purchase. There will be a charge for replacement parts based on the components required.
- d. Unleashed Technology™ shall not be liable or responsible for any incidental or consequential damages resulting from the use of the product or caused by any defect, failure or malfunction of the product, whether a claim is based upon warranty, contract, negligence or otherwise.

Please contact Unleashed Technology Toll Free at 1.866.795.7387 to upgrade your Gentle Trainer Series Model.

Customer Service

Should there be any questions regarding Unleashed Technology products, our friendly and experienced staff would be happy to assist you. Please call the Unleashed toll free number at 1.866.795.7387, between 8 a.m. – 4:30 p.m. CST or visit our website at www.unleashedtechnology.com.

Unleashed Technology GT Series products are covered by U.S. Design Patent number D541253 and patent pending.



7301 32nd Avenue North • Minneapolis, MN 55427

Toll Free: 1.866.795.7387 • Fax: 763.450.0266

www.unleashedtechnology.com • email: info@unleashedtechnology.com

Published by Unleashed Technology Minneapolis, Minnesota

© 2007 Unleashed Technology, Inc. All rights reserved. Printed in the USA

Unleashed Technology™, the Unleashed Technology™ logo, and Wireless Leash™ are trademarks of Unleashed Technology.

OM-0407